

# Battery Report

help.grandcare.com → help for caregivers → battery report

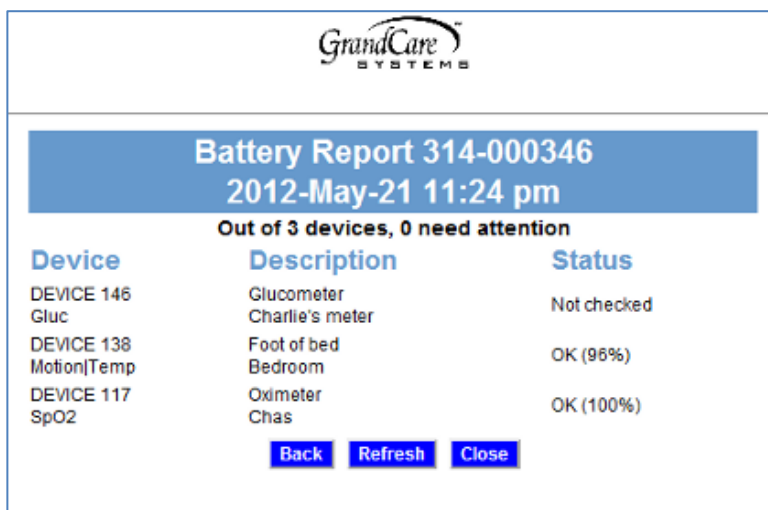
## Overview

Like any wireless equipment, the system's activity and health devices need working batteries to run. There is an easy way for you to remotely check on the battery levels, from any Internet-connected computer - the Battery Report. Most of activity and digital health devices are designed to provide their current battery levels wirelessly. Your loved one's system listens for that data, and reports the battery levels on a Battery Report available on the Care Menu.

You *can* and *should* check this battery report frequently, so that you know when to replace the batteries on your loved one's devices.

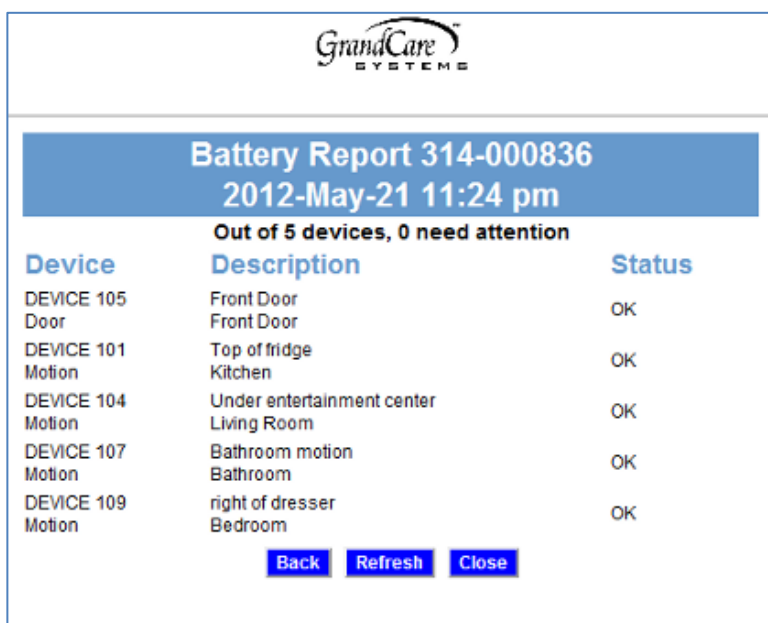
## How to Run the Battery Report

- Log in to the Online Care Portal
- Open the Care Menu
- Click the "Settings" button
- Click the "Devices" link
- Click the "Battery Report" button



The screenshot shows the GrandCare SYSTEMS logo at the top. Below it is a blue header with the text "Battery Report 314-000346" and "2012-May-21 11:24 pm". Underneath, it states "Out of 3 devices, 0 need attention". A table lists three devices with their descriptions and statuses. At the bottom, there are three buttons: "Back", "Refresh", and "Close".

Device	Description	Status
DEVICE 146 Gluc	Glucometer Charlie's meter	Not checked
DEVICE 138 Motion Temp	Foot of bed Bedroom	OK (96%)
DEVICE 117 SpO2	Oximeter Chas	OK (100%)

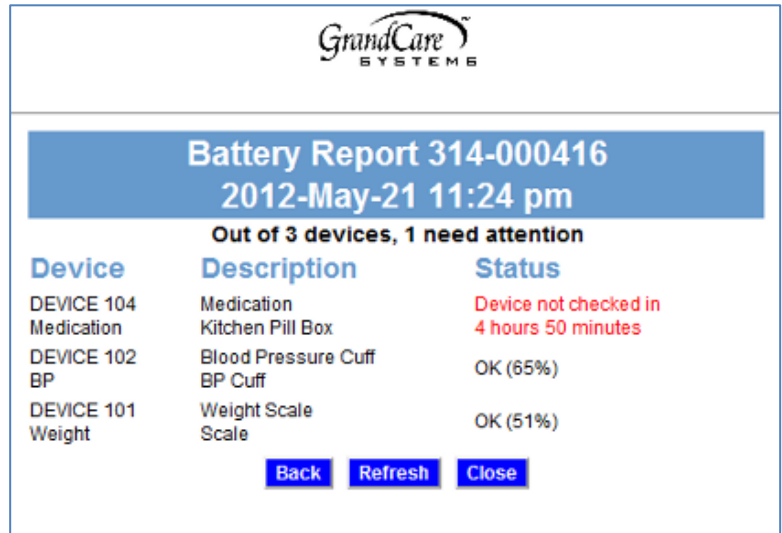


The screenshot shows the GrandCare SYSTEMS logo at the top. Below it is a blue header with the text "Battery Report 314-000836" and "2012-May-21 11:24 pm". Underneath, it states "Out of 5 devices, 0 need attention". A table lists five devices with their descriptions and statuses. At the bottom, there are three buttons: "Back", "Refresh", and "Close".

Device	Description	Status
DEVICE 105 Door	Front Door Front Door	OK
DEVICE 101 Motion	Top of fridge Kitchen	OK
DEVICE 104 Motion	Under entertainment center Living Room	OK
DEVICE 107 Motion	Bathroom motion Bathroom	OK
DEVICE 109 Motion	right of dresser Bedroom	OK

## Understanding the Report

- If the batteries are dead, the status message displays in red, and shows how long it has been since the device has reported in to the system.
- Some devices provide their exact battery levels. When the batteries are good, those devices will have the status "OK" plus the battery's current level.
- Some devices don't provide their exact level. Those devices show "OK" when the batteries are still good, but no level.
- A few devices don't provide their battery levels at all. Those devices have a status of "Not checked."



The screenshot shows the GrandCare Systems logo at the top. Below it is a blue header bar with the text "Battery Report 314-000416" and "2012-May-21 11:24 pm". Underneath the header, it says "Out of 3 devices, 1 need attention". A table follows with three columns: Device, Description, and Status. The table lists three devices: DEVICES 104, 102, and 101. At the bottom of the report are three buttons: Back, Refresh, and Close.

Device	Description	Status
DEVICE 104 Medication	Medication Kitchen Pill Box	Device not checked in 4 hours 50 minutes
DEVICE 102 BP	Blood Pressure Cuff BP Cuff	OK (65%)
DEVICE 101 Weight	Weight Scale Scale	OK (51%)

## Refreshing the Report

The Battery Report is automatically updated once daily. You can click the "Refresh" button to force the report to update immediately.

00-01-OUM-0012 Rev A (copy)